

Míriam R. García

miriamr@iim.csic.es

Bioprocess Engineering Group, IIM-CSIC, Vigo.

Miguel Mauricio-Iglesias

miguel.mauricio@usc.es

Department of Chemical Eng., Universidade de Santiago de Compostela.

MOTIVATION

Common dynamic models of active packaging are focused on the mass transfer of the antimicrobial agents. Nevertheless, the interaction of the antimicrobial agent with the food microorganisms is usually neglected, despite being critical to optimise the food safety and quality.

OUTLINE

In this work, we propose a dynamic model simulating the dynamics of carvacrol and its inhibition by *Listeria monocytogenes* in an active packaging system. Carvacrol is an antimicrobial agent in oregano allowed as a food additive and *Listeria monocytogenes* is the major psychrotrophic pathogen in food. The model can be exploited to study different aspects of the food quality and safety, such for example the maximum load of *Listeria* before packaging and the concentration of carvacrol to guarantee food quality and safety standards.

Modelling the active packaing system

Carvacrol in the polypropylene

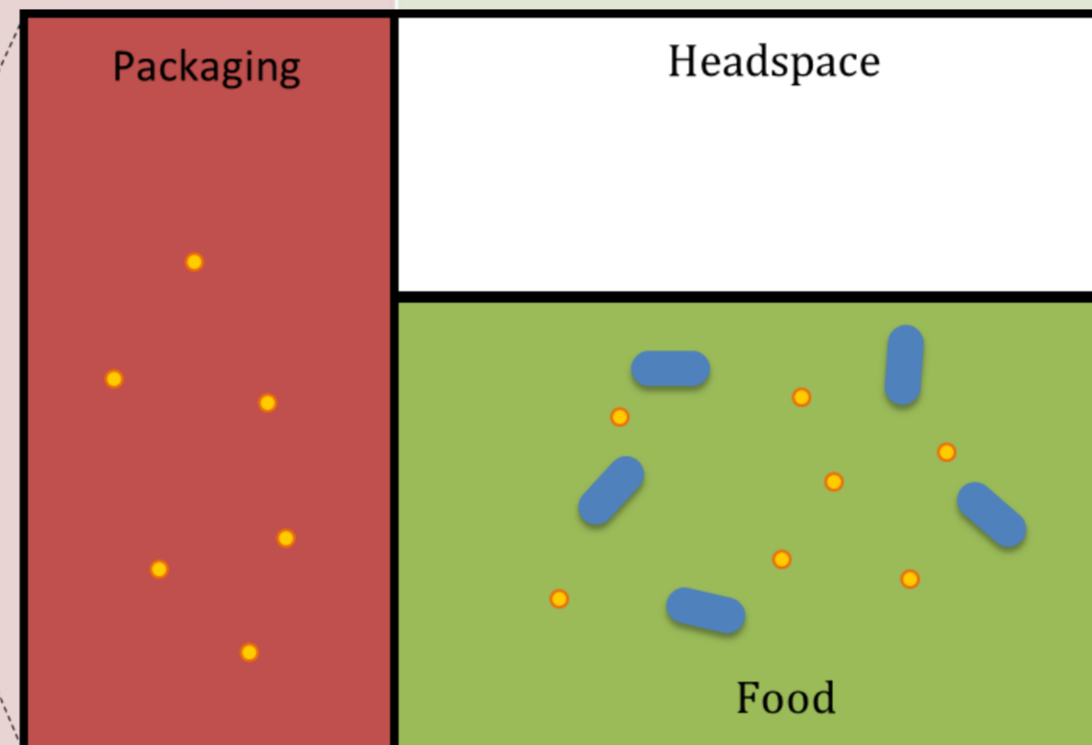
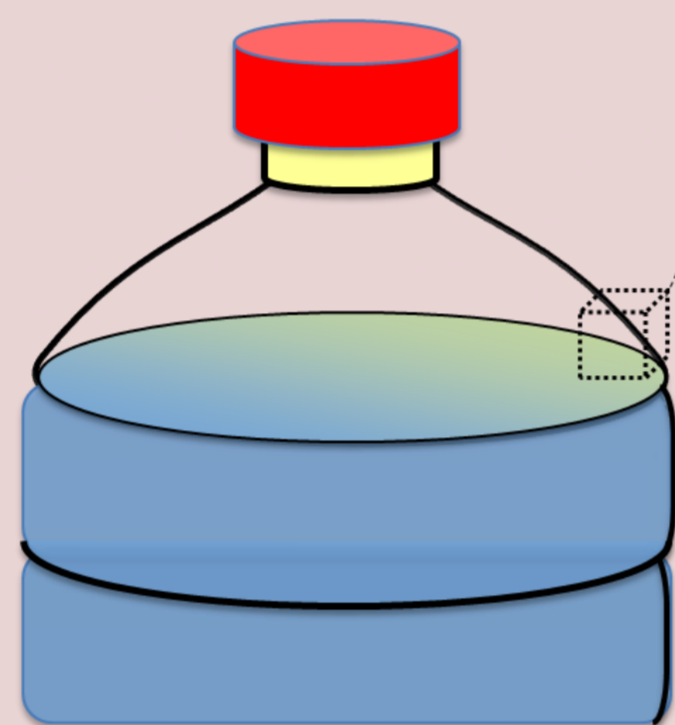
Boundary and initial conditions

$$\frac{\partial C_{PP}}{\partial t} = D \frac{\partial^2 C_{PP}}{\partial x^2} \text{ for } t > 0 \text{ and } 0 < x < H$$

$$\begin{cases} C_{PP}(x, 0) = C_{pack,0} \\ \left. \frac{dC_{PP}}{dx} \right|_{(0,t)} = 0 \\ \left. D \frac{dC_{PP}}{dx} \right|_{(H,t)} = k_L a (C_L^*(t) - C_{PP}|_{(H,t)}) \end{cases}$$

Diffusivity changes with temperature

$$D(T) = D(T_{ref}) \exp \left(-\frac{E_A}{R} \left(\frac{1}{T} - \frac{1}{T_{ref}} \right) \right)$$



● Carvacrol (antimicrobial substance)
● *Listeria* (pathogen)

Modelling the food system

Carvacrol in the food matrix

$$\frac{dC}{dt} = -k_L a (C^*(t) - C_{PP}|_{(H,t)})$$

$$C^* = CK$$

$$K = \frac{C_{PP}^\infty}{C^\infty}$$

Listeria (pathogen) in the food matrix

$$\frac{dy(t)}{dt} = \mu = \mu_{opt} \gamma_T \gamma_C$$

Growth depends on temperature

$$\gamma_T = \frac{(T - T_-)(T - T_+)^2}{(T_* - T_-)((T_* - T_-)(T - T_*) - (T_* - T_+)(T_* + T_- - 2T))}$$

Growth is inhibited by carvacrol concentration

$$\gamma_C = \begin{cases} \left(1 - \frac{C}{MIC}\right)^2, & C < MIC \\ 0 & C \geq MIC \end{cases}$$

Optimal design of the active packaging/food system

MAXIMUM LIMITS OF *Listeria* BEFORE PACKAGING

$$\max_{y(t_0)} y(t_0)^2$$

$$\text{s.t. } y(t_f) < 2$$

Find maximum levels of *listeria* before packaging subject to

- Restriction at final time for *Listeria*.** EFSA established that the maximum concentration of *Listeria monocytogenes* cannot exceed 100 cfu/g during the product shelf-life. Let us assume that 1 gram of food approximates 1 millilitre. Therefore, per any millilitre of product juice the numbers of viable cells have to be less than 100 viable ($y = \log_{10}(100) = 2$) cells

Conditions			Limit
Shelf-life	$C [Kg/m^3]$	$T [^\circ C]$	$10^{y(t_0)} [cfu/ml]$
3 days	0	-1	71.71
5 days	0	-1	57.45
10 days	0	-1	33.00
3 days	0	5	0
5 days	0	5	0
10 days	0	5	0
3 days	50	5	88.37
5 days	50	5	88.12
10 days	50	5	87.66

OPTIMAL DESIGN TO MAXIMIZE SHELF-LIFE SATISFYING FOOD QUALITY AND SAFETY SPECIFICATIONS.

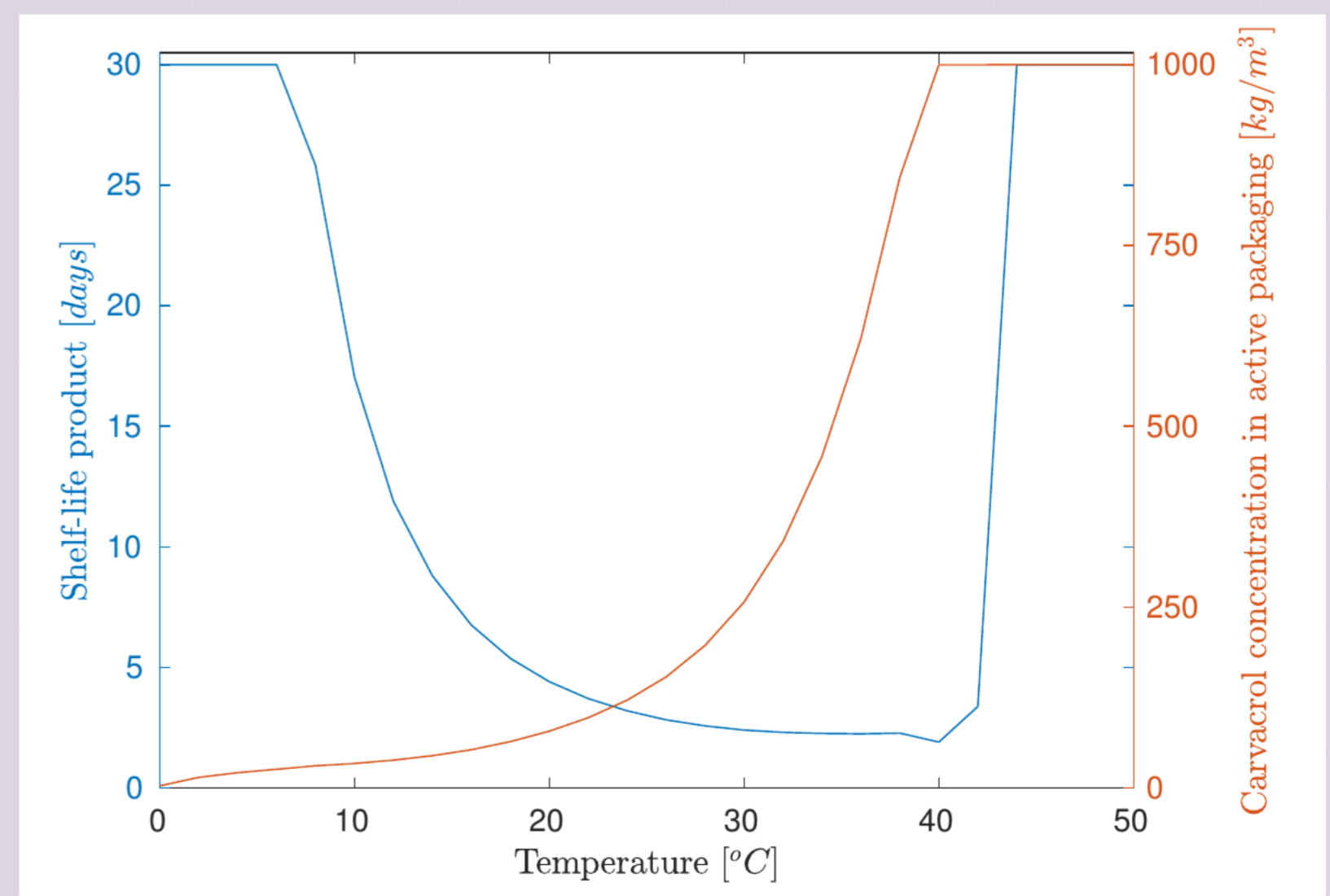
$$\max_{t_f, C_{pack,0}} t_f^2$$

$$\text{s.t. } y(t_f) < 2$$

$$C(t_f) < 0.3$$

Find final product time (Shelf-life t_f) and carvacrol required to maximize shelf-life subject to:

- Restriction at final time for *Listeria*.**
- Restriction at final time for carvacrol** to avoid strong pungent, warm odour characteristic of oregano



CONCLUSION:

We propose a model to simulate an active packaging where *Listeria monocytogenes* is inhibited with carvacrol at non-isothermal conditions. We design two optimisation problems that illustrate the relevance of this type of models: maximum concentration of *Listeria* allowed during packaging to meet the EFSA recommendations and carvacrol in the active packaging to maximising shelf-life of the product at different temperatures. The approach also allows considering time-varying profiles of temperature to simulate different expected storage conditions along the food chain.

ACKNOWLEDGEMENTS:

- M.M.I belongs to the Galician Competitive Research Group GRC2013-032 and the CRETUS strategic partnership (AGRUP2015/02), co-funded by FEDER (EU).
- M.R.G. thanks the project DPI2014-54085-JIN